




















### Summary of Impact of Instructional Program


Red River Valley District - Jefferson Elementary  
Grade: 3 - (Hambly, Diane) 2003-2004  
Reading - Curriculum Based Measurement  
Winter of 3rd Grade to Spring of 3rd Grade


Impact of Benchmark Curriculum**					Impact of Strategic Support Program					Impact of Intensive Support Program				
Students at Benchmark at Winter of Year	Fall R-CBM Score	Winter R-CBM Score	Spring R-CBM Score	Reached Spring Target of 107 *	Students at Strategic at Winter of Year	Fall R-CBM Score	Winter R-CBM Score	Spring R-CBM Score	Reached Spring Target of 107 *	Students at Intensive at Winter of Year	Fall R-CBM Score	Winter R-CBM Score	Spring R-CBM Score	Reached Spring Target of 107 *
Clark, Tyler	123	140	170	✓	Braden, Hailey	  59	77	89		Ames, Alex	 38	69	87	
Darlow, Lindsay	125	176	195	✓	Connaker, Ryan		106	123	✓	Ballis, Haley		132	67	158 ✓
Fleeger, Sydney	161	179	194	✓	Dilts, Joey	 96	122	130	✓	Hugill, Philip	  12	24	30	
Gohman, Karina	152	176	180	✓	Dunbar, Ellen	 90	110	122	✓	Jahnz, Carissa	 44	64	86	
Hutton, Greg	149	180	211	✓	Jensen, Kevin	 70	113	161	✓	Mackey, Darion	 37	71	106	
Scanlon, Zachary	136	161	167	✓	Mowry, Sandra		86	110	✓	Nordrum-Mrst, Nate	 54	59	68	
Schumacher, Nels	157	197	196	✓	Odegard, Keanna	 53	97	117	✓	Nowling, Kari	 40	57	70	
					Rootkie, Derick	 75	93	115	✓	Soman, Racheal	 24	43	53	
					Williams, Jessica	 89	99	104		Strauss, Levi	  19	44	57	
Average Score: 143 173 188 Count: 7/7 Percent: 100%					Average Score: 80 105 120 Count: 7/9 Percent: 78%					Average Score: 44 55 79 Count: 1/9 Percent: 11%				

\*Target numbers for this measure are generated from Jefferson Elementary.

\*\*Students are split into programs based on the Winter scores in R-CBM. The individual student's school targets are used if available; Edformation templates are used when the school targets are unavailable.

 Indicates that student is marked for Strategic Monitoring

 Indicates that student has at least one Progress Monitor Schedule

 Indicates that student has at least one RTI Case