

Summary of Impact of Instructional Program

Red River Valley District

Grade: 3 2003-2004

Reading - Curriculum Based Measurement

Winter of 3rd Grade to Spring of 3rd Grade

Impact of Benchmark Curriculum**					Impact of Strategic Support Program					Impact of Intensive Support Program				
Students at Benchmark at Winter of Year	Fall R-CBM Score	Winter R-CBM Score	Spring R-CBM Score	Reached Spring Target of 100	Students at Strategic at Winter of Year	Fall R-CBM Score	Winter R-CBM Score	Spring R-CBM Score	Reached Spring Target of 100	Students at Intensive at Winter of Year	Fall R-CBM Score	Winter R-CBM Score	Spring R-CBM Score	Reached Spring Target of 100
Anaruk, Bryce	111	141	154	✓	Allford, Madison		79			Ahern, Michael	25	46	42	
Anderson, Dakota (Cody)	89	136	120	✓	Anglo, Nick	37	73	79		Alexander, Brenden	37	51	63	
Anglo, Travis	74				Ankeny, Rachel	39	77	83		Ames, Alex	38	69	87	
Balts, Ariel	112	142	162	✓	Auers, Dusten		68	73		Anderson, Trevor	35	64	83	
Bisset, Brandon			128	✓	BORN, Sarah	106	117	156	✓	Baker, Christopher	7	12	20	
Bjerke, Annie	148	136	168	✓	Ballis, Chase	49	74	85		Ballis, Haley	132	67	158	✓
Bloom, Jenna	113	134	156	✓	Barge, Jacob	45	86	86		Berglund, Beau	36	57	63	
Brackenbury, Genae	130	129	149	✓	Basta, Nicholas	79	96	127	✓	Bernard, Alex	17	21	30	
Broz, Timothy	129	169	155	✓	Bean, Nick	92	119	137	✓	Bisset, Mathew	11	26	35	
Brozek, Briana	95	150	152	✓	Bellinger, Maria	69	102	88		Bloomquist, Bryant	30	48	62	
Canada, Marcel	58				Benson, Heather		97	98		Bragdon, Ashley	27	43	51	
Carlson, Riley	86	124	141	✓	Bestick, Cameron	62	99	100	✓	Bridley, Tyler	38	55	72	
Carter, Tyler	141	145	158	✓	Bishop-Louisiana, Coulter	71	97	125	✓	Broadbent, Rico	37	58	83	
Carter, Vanessa	91	131	137	✓	Braden, Hailey	59	77	89		Cahill, Erin	44	60	85	
Clark, Tyler	123	140	170	✓	Bramer, Travis	75	102	126	✓	Carlson, Jake	13	29	37	
Claugherty, Kayla	108	126	195	✓	Brandt, Courtney	92	105	107	✓	Casale, Jordan	17	42	48	
Clementson, Jordan	101	133	150	✓	Brant, Cory	42	63	74		Chrisensen, Jessica	20	52	44	
Cronk, Shauna	115	143	158	✓	Branzovsky, Jennifer	77	107	116	✓	Christy, Trevor	36	52	72	
Dailson, Dillon	117	143	153	✓	Bushnell, Cory	59	83	87		Chromey, Beth	25	42	41	
Darlow, Lindsay	125	176	195	✓	Carlson, Katelyn		65	56		Curry, Rachel	14	42	44	
David, Jacob	189	183	212	✓	Carlson, Katie	50	65	88		Devin, Scott	46	56	83	
Dickey, Katherine	105	163			Carter, Joey	66	77	96		Evans, Taylor		36	56	
Engfer, Kodi	83		150	✓	Coleman, Tyler	90	116	115	✓	Fleeeger, Susie	23	21	25	
Everetts, Gelasia	121	152	180	✓	Connaker, Ryan	106	125	123	✓	Goad, Jordan	39	53	66	
Average Score: 119 149 159 Count: 87/100 Percent: 87%					Average Score: 70 97 110 Count: 107/16 Percent: 63%					Average Score: 30 46 59 Count: 2/86 Percent: 2%				

*Target numbers for this measure are generated from Sample Targets.

**Students are split into programs based on the Winter scores in R-CBM. The individual student's school targets are used if available; Edformation templates are used when the school targets are unavailable.

Summary of Impact of Instructional Program

Red River Valley District

Grade: 3 2003-2004

Reading - Curriculum Based Measurement

Winter of 3rd Grade to Spring of 3rd Grade

Impact of Benchmark Curriculum**					Impact of Strategic Support Program					Impact of Intensive Support Program				
Students at Benchmark at Winter of Year	Fall R-CBM Score	Winter R-CBM Score	Spring R-CBM Score	Reached Spring Target of 100	Students at Strategic at Winter of Year	Fall R-CBM Score	Winter R-CBM Score	Spring R-CBM Score	Reached Spring Target of 100	Students at Intensive at Winter of Year	Fall R-CBM Score	Winter R-CBM Score	Spring R-CBM Score	Reached Spring Target of 100
Fairbanks, Kale	188	184	206	✓	Cornelius, Jacob	87	106	130	✓	Gray, Christopher	34	54	63	
Feela, Ashley	120	142	147	✓	Cox, Bree	54	112	128	✓	Grossman, Audrianna	12	35	43	
Fitzgerald, John	137	159	168	✓	Crane, Jessica	66	90	108	✓	Gulbranson, Jesse	38	57	71	
Flaherty, Sean	128	119	146	✓	Cukla, Tiffani	119	134	162	✓	Hanson, Mitchell	38	48	69	
Fleeger, Sydney	161	179	194	✓	Cukla, Tiffanie	76	113	133	✓	Hegge, Barbra	31	65	63	
Foss, Nicole	121	140	133	✓	Curry, Matt	42	75	81		Heilman, Andrew	7	15	16	
Gohman, Karina	152	176	180	✓	Dahl, Nicholas	54	95	95		Hodena, Jeremy	20	26	43	
Gorman, Derek		130			Damann, Victoria	80	90	129	✓	Hoeft, Dustin		68	77	
Gregoire, Jaclyn	162	182	206	✓	Davidson, Chad	102	120	124	✓	Honer, Chaz	30	39	52	
Greig, Ashley	112	151	160	✓	DeMarre, Angela	56	99	93		Hugill, Philip	12	24	30	
Guscette, Devan	107	143	140	✓	Dedic, John	121	131	164	✓	Hutton, Cory	19	42	57	
Guttormson, Jacob	115	148	167	✓	Dickey, Stephanie	37	80	87		Irvin, Chelsey	15	35	58	
Hampeys, Jasmine	87				Dilts, Joey	96	122	130	✓	Irvin, Ryan	39	50	62	
Hanson, Baylyn	82	120	138	✓	Downing, Coltin	92	113	130	✓	Jahnz, Carissa	44	64	86	
Haupers, Derek	118	136	143	✓	Ducker, Cody	67	92	85		Janowski, Jake	18	29	31	
Hinze, Amy	141	153	180	✓	Dunbar, Ellen	90	110	122	✓	Jiskra, Nathan	49	52	67	
Horton, Andrea	142	157	174	✓	Dunn, Chelsea		79	94		Johnson, Ashley	33	54	65	
Hutton, Greg	149	180	211	✓	Dyksman, Justin		125	141	✓	Johnson, Dylan	29	39	39	
Jewell, Jorie	107	148	143	✓	Eckert, Jenna	54	77	84		Kehn, Arryll		37	48	
Johnson, Allie	132	173	168	✓	Eiffler, Dustin	63	86	100	✓	Kehn, Tyler	26	49	57	
Johnson, Keri	114	145	153	✓	Engh, Briana	85	114	127	✓	Knutson, Brian	29	43	71	
Kenowski, Renee	120	181	225	✓	Erickson, Katie	106	129	142	✓	Krueger, Kayla	22	53	68	
Krzoska, Mariah	95	122	136	✓	Espeseth, Hannah	53	76	87		Kuzel, Lucas	31	39	56	
Lawrence, LaTeshia			58		Faber, Ashley	31	86	97		Lange, Jessica	16	29	42	
LeClair, Lindsey	123	144	152	✓	Faber, Holly	70	88	115	✓	Larson, Brittanie	21	44	57	
Lutz, Christopher			87		FastHorse, Robert	38	71	78		Leaf, Cory	45	59	63	
MATTHEWS, Bryan			93		Fedder, Jadene	52	81	67		Linzmeler, Steven	37	50	60	
Mace, Nicole	127	138	148	✓	Fisher, Clayton	63	110	104	✓	Literski, Ryan	1	7	19	
Manthie, Kerrie	136	154	176	✓	Flash, Travis	103	137	135	✓	Mackey, Darion	37	71	106	✓
McBride, Maria	116	131	138	✓	Fox, Mark	77	90	116	✓	Mark, Paul	25	45	50	

*Target numbers for this measure are generated from Sample Targets.

**Students are split into programs based on the Winter scores in R-CBM. The individual student's school targets are used if available; Edformation templates are used when the school targets are unavailable.

Summary of Impact of Instructional Program

Red River Valley District

Grade: 3 2003-2004

Reading - Curriculum Based Measurement

Winter of 3rd Grade to Spring of 3rd Grade

Impact of Benchmark Curriculum**					Impact of Strategic Support Program					Impact of Intensive Support Program					
Students at Benchmark at Winter of Year	Fall R-CBM Score	Winter R-CBM Score	Spring R-CBM Score	Reached Spring Target of 100	Students at Strategic at Winter of Year	Fall R-CBM Score	Winter R-CBM Score	Spring R-CBM Score	Reached Spring Target of 100	Students at Intensive at Winter of Year	Fall R-CBM Score	Winter R-CBM Score	Spring R-CBM Score	Reached Spring Target of 100	
McDaniel, Daniel		141	158	✓	Gahler, Trent	105	123	146	✓	Martini, Jackson	23	45	49		
Medin, Clarke			76	✓	Gallagher, Stephanie	84	109	135	✓	McClay, Rick	14	33	53		
Monson, Joshua	135	157	186	✓	Garay, Samantha	57	107	109	✓	McDaniel, Devin	52	73	78		
Moyer, Benjamin	97	123	121	✓	George, Nicole	57	88	92	✓	McGrath, John	41	49	78		
Nebel, Sara	104	152	180	✓	Glaus, Adam		103	106	✓	McHugh, Rushel	14	18	18		
O'Donnell, Leah	139	163	187	✓	Goad, Jack	79	108	113	✓	Miche', Tommy	30	52	57		
Odendahl, Mark	136	146	138	✓	Guerin, Holly	41	76	70	✓	Motyl, Kendra	59	73	67		
Olinger, Thomas	147	166	198	✓	Gunderson, Brandon	112	116	147	✓	Newman, Kyle	18	24	28		
Olson, Adam	89	128	134	✓	Haavisto, Jacob	40	79	81	✓	Nordrum-Mrst, Nate	RT	54	59	68	
Parent, Deana	122	129	146	✓	Hambly, Danny	61	89	98	✓	Nowling, Kari	PM	40	57	70	
Pedersen (Howell), Dustin	136			✓	Hambly, David	71	94	130	✓	Oswald, Noel	12	20	31		
Petraneck, Melissa	92	161	156	✓	Hansen, Haeley	91	117	124	✓	Overholser, Kelly	44	61	81		
Pitzen, Bailey	108	127	151	✓	Harnage, Brittany		94	117	✓	Paananen, Damion		61	80		
Ploub, Dylan	95	123	135	✓	Hassing, Joshua	49	89	103	✓	Pearson, Taylor	22	55	61		
Reedy, Ashley	85	119	131	✓	Hawley, Cassie	72	95	99	✓	Peil, Deavan	37	54	71		
Remmers, Kara	115	143	161	✓	Heller, Jeremy	87	106		✓	Peterson, Zakkariah	33	56	61		
Rindahl, Lindsey	143	172	207	✓	Helmer, Justin	76	93	115	✓	Photopoulos, Brandon	15	15	34		
Rock, John	89			✓	Henley, Nicholas	89	110	141	✓	RichardWebster, Brandon	45	54	89		
Sager, Zach	113	148	141	✓	Hernandez, Brianna	48	121	115	✓	Rindahl, Logan	23	37	42		
Sanders, Nicholas	137	154	171	✓	Hills, Travis	56	92	106	✓	Skluzacek, Alex	35	44	71		
Sauter, Brooke	109	128	132	✓	Hollan, Brittany	79	74	97	✓	Soman, Racheal	PM	24	43	53	
Scanlon, Zachary	136	161	167	✓	Holliday, Lyndsey	69	96	136	✓	Stevens, Morgan	44	55	67		
Schumacher, Nels	157	197	196	✓	Humann, Janessa	85	111	123	✓	Strauss, Levi	PM	19	44	57	
Seiler, Rachel	107	143	158	✓	Hurst, Brandon	54	74	93	✓	Sutton, Matt	39	60	71		
Shelton, Gretchen	108	144	176	✓	James, Tyler	62	80	105	✓	Tacheny, Blade	43	49			
Shuey, Briana	88	120	145	✓	Janowski, Sam	50	84	112	✓	Taramelli, Matthew		46	84		
Stachura, Jonathon	161	163	169	✓	Jensen, Kevin	PM	70	113	161	✓	Tavernier, Nick	30	54	58	
Steele, Emily	111	149	190	✓	Johnson, Jeromy	60	79	106	✓	Thomas, Travis	17	37	47		
Stever, Desiree			94	✓	Johnson, William	92	121	124	✓	Triviski, Tori	38	65			
Thiebult, Andrew	89	121	154	✓	Kenney, Daniel	64	87	110	✓	Wadhams, Cierra	37	58	86		

*Target numbers for this measure are generated from Sample Targets.

**Students are split into programs based on the Winter scores in R-CBM. The individual student's school targets are used if available; Edformation templates are used when the school targets are unavailable.

Summary of Impact of Instructional Program

Red River Valley District

Grade: 3 2003-2004

Reading - Curriculum Based Measurement

Winter of 3rd Grade to Spring of 3rd Grade

Impact of Benchmark Curriculum**					Impact of Strategic Support Program					Impact of Intensive Support Program				
Students at Benchmark at Winter of Year	Fall R-CBM Score	Winter R-CBM Score	Spring R-CBM Score	Reached Spring Target of 100	Students at Strategic at Winter of Year	Fall R-CBM Score	Winter R-CBM Score	Spring R-CBM Score	Reached Spring Target of 100	Students at Intensive at Winter of Year	Fall R-CBM Score	Winter R-CBM Score	Spring R-CBM Score	Reached Spring Target of 100
Thieman, Zackery		122	132	✓	Kleppe, John	99	104	134	✓	Williams, Judy	16	15	30	
Thompson, Kayla	116	161	190	✓	Kleppe, Laura	52	86	112	✓	Wimmer, Nickolas	15	31	42	
VanVleet, Shauna	93	143	153	✓	Klinkhammer, Adam	75	101	116	✓					
Vasquez, Laurel	108	140	144	✓	Koestler, Jonathan	58	77	92						
Voss, Emma		170	195	✓	Korf, Danielle	62	83	109	✓					
Voss, Willie	220	238	242	✓	Krautbauer, Brooke	72	95	111	✓					
Wandsnider, Joshua	99	135	153	✓	Krautbauer, Haley	85	105	131	✓					
Ward, Justyne			145	✓	Kryzer, Bryttany	69	97	127	✓					
Warren, Deven	137	168	180	✓	LaFever, Sadie	43	74	75						
Warren, Mitchell		166	172	✓	Larson, Boden	78	90	109	✓					
Whittaker, Aaron	197	192	206	✓	Laur, Kathrine	52	104	123	✓					
Willette, Jorie	112	149	173	✓	Lindstrom, Chelsey	45	84	88						
Yang, David	59				Long, Brianna		87	101	✓					
York, Nicki	112	148	160	✓	Mariette, Tommy	59	89	89						
Young, Ellen	72	128	143	✓	Markwardt, Albert	80	89	96						
Zerwas, Kayla	158	174	192	✓	Matkaiti, Michael	86	87	127	✓					
					Mattison, Christopher	68	110	125	✓					
					McDaniel, Rebecca	93	114	143	✓					
					McGrath, Joshua	72	115	124	✓					
					McGrew, Brady	62	96	135	✓					
					McKee, Chance	74	102	91						
					McKellar, Austin	63	86	97						
					Menigo, Joe	70	92	106	✓					
					Monson, Jordan	51	96	96						
					Mowry, Sandra	86	110	118	✓					
					Moyer, Ben	91	117	137	✓					
					Mulvaney, Kathie	39	66	72						
					Neitzer, Isaac	89	119	141	✓					
					Newman, Paige	96	109	113	✓					
					Nordahl, Eric	72	115	125	✓					
					Novak, Andrew	65	94	104	✓					
					Novak, Miranda	50	75	82						

*Target numbers for this measure are generated from Sample Targets.

**Students are split into programs based on the Winter scores in R-CBM. The individual student's school targets are used if available; Edformation templates are used when the school targets are unavailable.

Summary of Impact of Instructional Program

Red River Valley District

Grade: 3 2003-2004

Reading - Curriculum Based Measurement

Winter of 3rd Grade to Spring of 3rd Grade

Impact of Benchmark Curriculum**					Impact of Strategic Support Program				Impact of Intensive Support Program					
Students at Benchmark at Winter of Year	Fall R-CBM Score	Winter R-CBM Score	Spring R-CBM Score	Reached Spring Target of 100	Students at Strategic at Winter of Year	Fall R-CBM Score	Winter R-CBM Score	Spring R-CBM Score	Reached Spring Target of 100	Students at Intensive at Winter of Year	Fall R-CBM Score	Winter R-CBM Score	Spring R-CBM Score	Reached Spring Target of 100
					O'Connor, Taylor	79	102	109	✓					
					O'Konek, Shelbi	86	109	144	✓					
					Odegard, Keanna	53	97	117	✓					
					Osterdyk, Eric	52	100	89						
					Overson, Jennifer	88	102	97						
					Ovik, Channing	75	110	115	✓					
					Palmer, Chelsey	83	96	134	✓					
					Pangerl, Jordan	62	98	119	✓					
					Pavelka, Jeremy	66	82	111	✓					
					Peters, Alissa	61	114	97						
					Peterson, Cody	62	110	115	✓					
					Peterson, Derek	82	113	132	✓					
					Peterson, Drew	64	86	89						
					Petranek, Miranda	56	87	100	✓					
					Petrik, Jacob	47	75	89						
					Poeschl, Thad	81	94	95						
					Pulju, Rachel	61	100	111	✓					
					Purdy, Brandon	63	96	99						
					Reedy, Ashleigh	83	112	117	✓					
					Rehbein, Kelly	77	93	100	✓					
					Reiser, Jared	51	94	141	✓					
					Rinden, Timothy	59	87	94						
					Ringer, Amanda	80	107	116	✓					
					Ringer, Emily	37	77	81						
					Ritchie, Andrew	79	87	111	✓					
					Rodriquez, Tanner	48	84	88						
					Rootkie, Derick	75	93	115	✓					
					Sandbothe, Shirley	55	79	80						
					Sanders, Bevin	116	135	142	✓					
					Saumer, Mike	86	115	122	✓					
					Sauter, Kylie	70	111	113	✓					
Average Score: 119 149 159 Count: 87/100 Percent: 87%					Average Score: 70 97 110 Count: 107/16				Average Score: 30 46 59 Count: 2/86					
					Percent: 63%				Percent: 2%					

*Target numbers for this measure are generated from Sample Targets.

**Students are split into programs based on the Winter scores in R-CBM. The individual student's school targets are used if available; Edformation templates are used when the school targets are unavailable.

Summary of Impact of Instructional Program

Red River Valley District

Grade: 3 2003-2004


Reading - Curriculum Based Measurement


Winter of 3rd Grade to Spring of 3rd Grade


Impact of Benchmark Curriculum**					Impact of Strategic Support Program					Impact of Intensive Support Program				
Students at Benchmark at Winter of Year	Fall R-CBM Score	Winter R-CBM Score	Spring R-CBM Score	Reached Spring Target of 100	Students at Strategic at Winter of Year	Fall R-CBM Score	Winter R-CBM Score	Spring R-CBM Score	Reached Spring Target of 100	Students at Intensive at Winter of Year	Fall R-CBM Score	Winter R-CBM Score	Spring R-CBM Score	Reached Spring Target of 100
					Schultz, Kim	105	128	153	✓					
					Schulz, Holly	115	135	141	✓					
					Shuey, Danielle	88	111	137	✓					
					Sieban, Tammy	75	81	83						
					Slama, Tracy	86	106	129	✓					
					Smith, Hannah	73	113	103	✓					
					Stachura, Jonah	47	87	89						
					Stewart, Trenton	44	75	86						
					Stolt, Adam	83	97	128	✓					
					Strelow, Michaela	49	78	87						
					Swanson, Cory	61	93							
					Sward, Brandi	65	96	102	✓					
					Tchida, Dylan	69	105	112	✓					
					Thieman, Duran	35	86	93						
					Thomas, Jayme	51	83	90						
					True, Melissa	89	101	110	✓					
					Wayman, Savannah	61	99	110	✓					
					Wheelock, Danyelle	49	75	103	✓					
					Wheelock, Scottie	36	67	81						
					Williams, Jessica	RTI	89	99	104	✓				
					Wolf, Kelly	62	99	111	✓					
					Woodman, Katie	64	99	107	✓					
Average Score: 119 149 159 Count: 87/100 Percent: 87%					Average Score: 70 97 110 Count: 107/16 Percent: 63%					Average Score: 30 46 59 Count: 2/86 Percent: 2%				

*Target numbers for this measure are generated from Sample Targets.

**Students are split into programs based on the Winter scores in R-CBM. The individual student's school targets are used if available; Edformation templates are used when the school targets are unavailable.

 Indicates that student is marked for Strategic Monitoring

 Indicates that student has at least one Progress Monitor Schedule

 Indicates that student has at least one RTI Case