

Summary of Impact of Instructional Program
Red River Valley District - Jefferson Elementary
Grade: 3 2003-2004
Reading - Curriculum Based Measurement
Fall of 3rd Grade to Winter of 3rd Grade

Impact of Benchmark Curriculum**				Impact of Strategic Support Program				Impact of Intensive Support Program			
Students at Benchmark at Fall of Year	Fall R-CBM Score	Winter R-CBM Score	Reached Winter Target of 91 *	Students at Strategic at Fall of Year	Fall R-CBM Score	Winter R-CBM Score	Reached Winter Target of 91 *	Students at Intensive at Fall of Year	Fall R-CBM Score	Winter R-CBM Score	Reached Winter Target of 91 *
Ballis, Haley	132	67		Anglo, Travis	74			Ames, Alex	PM	38	69
Bisset, Brandon				Ballis, Chase	49	74		Ankeny, Rachel		39	77
Carter, Tyler	141	145	✓	Balts, Ariel	112	142	✓	Barge, Jacob		45	86
Clark, Tyler	123	140	✓	Basta, Nicholas	79	96	✓	Bisset, Mathew		11	26
Cronk, Shauna	115	143	✓	Bean, Nick	92	119	✓	Bloomquist, Bryant		30	48
Cukla, Tiffani	119	134	✓	Braden, Hailey	PM RT	59	77	Cahill, Erin		44	60
Darlow, Lindsay	125	176	✓	Bramer, Travis	75	102	✓	Christy, Trevor		36	52
David, Jacob	189	183	✓	Connaker, Ryan	106	125	✓	Curry, Matt		42	75
Dedic, John	121	131	✓	Cox, Bree	54	112	✓	Devin, Scott		46	56
Dyksman, Justin		125	✓	Damann, Victoria	80	90		Heilman, Andrew		7	15
Everetts, Gelasia	121	152	✓	DeMarre, Angela	56	99	✓	Hernandez, Brianna		48	121
Fitzgerald, John	137	159	✓	Dickey, Katherine	105	163	✓	Hugill, Philip	SN PM	12	24
Fleeger, Sydney	161	179	✓	Dilts, Joey	SN	96	122	Jahnz, Carissa	PM	44	64
Foss, Nicole	121	140	✓	Ducker, Cody		67	92	Leaf, Cory		45	59
Glaus, Adam		103	✓	Dunbar, Ellen	SN	90	110	Mackey, Darion	RT	37	71
Gohman, Karina	152	176	✓	Engh, Briana	85	114	✓	McGrath, John		41	49
Hinze, Amy	141	153	✓	Erickson, Katie	106	129	✓	McHugh, Rushel		14	18
Hoeft, Dustin		68		Flash, Travis	103	137	✓	Nowling, Kari	PM	40	57
Hutton, Greg	149	180	✓	Gahler, Trent	105	123	✓	Peil, Deavan		37	54
Johnson, Keri	114	145	✓	Gallagher, Stephanie	84	109	✓	Photopoulos, Brandon		15	15
Kehn, Arryll		37		Goad, Jack	79	108	✓	Rindahl, Logan		23	37
Lutz, Christopher				Greig, Ashley	112	151	✓	Rodriquez, Tanner		48	84
MATTHEWS, Bryan				Guscette, Devan	107	143	✓	Skuzacek, Alex		35	44

Average Score:	140	147	Count: 32/41 Percent: 78%	Average Score:	79	103	Count: 42/60 Percent: 70%	Average Score:	33	54	Count: 1/30 Percent: 3%
----------------	-----	-----	------------------------------	----------------	----	-----	------------------------------	----------------	----	----	----------------------------

*Target numbers for this measure are generated from Jefferson Elementary.

**Students are split into programs based on the Fall scores in R-CBM. The individual student's school targets are used if available; Edformation templates are used when the school targets are unavailable.








Summary of Impact of Instructional Program

Red River Valley District - Jefferson Elementary

Grade: 3 2003-2004

Reading - Curriculum Based Measurement

Fall of 3rd Grade to Winter of 3rd Grade

Impact of Benchmark Curriculum**				Impact of Strategic Support Program				Impact of Intensive Support Program				
Students at Benchmark at Fall of Year	Fall R-CBM Score	Winter R-CBM Score	Reached Winter Target of 91*	Students at Strategic at Fall of Year	Fall R-CBM Score	Winter R-CBM Score	Reached Winter Target of 91*	Students at Intensive at Fall of Year	Fall R-CBM Score	Winter R-CBM Score	Reached Winter Target of 91*	
McDaniel, Daniel		141	✓	Hambly, Danny	61	89		Soman, Racheal		24	43	
Monson, Joshua	135	157	✓	Hampeys, Jasmine	87			Stevens, Morgan		44	55	
Odendahl, Mark	136	146	✓	Hawley, Cassie	72	95	✓	Strauss, Levi	 	19	44	
Olinger, Thomas	147	166	✓	Heller, Jeremy	87	106	✓	Tacheny, Blade		43	49	
Paananen, Damion		61		Hurst, Brandon	54	74		Tavernier, Nick		30	54	
Pedersen (Howell), Dustin	136			James, Tyler	62	80		Thieman, Duran		35	86	
Rindahl, Lindsey	143	172	✓	Jensen, Kevin		70	113	✓	Williams, Judy		16	15
Sager, Zach	113	148	✓	Jiskra, Nathan	49	52						
Sanders, Bevin	116	135	✓	Johnson, Jeromy	60	79						
Scanlon, Zachary	136	161	✓	Johnson, William	92	121	✓					
Schulz, Holly	115	135	✓	Klinkhammer, Adam	75	101	✓					
Schumacher, Nels	157	197	✓	Koestler, Jonathan	58	77						
Steuer, Desiree				Krautbauer, Haley	85	105	✓					
Voss, Emma		170	✓	McDaniel, Devin	52	73						
Voss, Willie	220	238	✓	McKellar, Austin	63	86						
Warren, Deven	137	168	✓	Mowry, Sandra	86	110	✓					
Whittaker, Aaron	197	192	✓	Moyer, Ben	91	117	✓					
Zerwas, Kayla	158	174	✓	Newman, Paige	96	109	✓					
				Nordrum-Mrst, Nate		54	59					
				O'Connor, Taylor	79	102	✓					
				O'Konek, Shelbi	86	109	✓					
				Odegard, Keanna		53	97	✓				
				Overson, Jennifer	88	102	✓					
				Palmer, Chelsey	83	96	✓					
				Pavelka, Jeremy	66	82						
				Rehbein, Kelly	77	93	✓					
				Reiser, Jared	51	94	✓					
				Ritchie, Andrew	79	87						
				Rock, John	89							
				Rootkie, Derick		75	93	✓				

*Target numbers for this measure are generated from Jefferson Elementary.

**Students are split into programs based on the Fall scores in R-CBM. The individual student's school targets are used if available; Edformation templates are used when the school targets are unavailable.

Summary of Impact of Instructional Program

Red River Valley District - Jefferson Elementary

Grade: 3 2003-2004

Reading - Curriculum Based Measurement


Fall of 3rd Grade to Winter of 3rd Grade


Impact of Benchmark Curriculum**				Impact of Strategic Support Program				Impact of Intensive Support Program			
Students at Benchmark at Fall of Year	Fall R-CBM Score	Winter R-CBM Score	Reached Winter Target of 91*	Students at Strategic at Fall of Year	Fall R-CBM Score	Winter R-CBM Score	Reached Winter Target of 91*	Students at Intensive at Fall of Year	Fall R-CBM Score	Winter R-CBM Score	Reached Winter Target of 91*
				Sauter, Kylie	70	111	✓				
				Schultz, Kim	105	128	✓				
				Slama, Tracy	86	106	✓				
				Swanson, Cory	61	93	✓				
				Wheelock, Danyelle	49	75					
				Willette, Jorie	112	149	✓				
				Williams, Jessica	RTI 89	99	✓				


Average Score:	140	147	Count: 32/41 Percent: 78%	Average Score:	79	103	Count: 42/60 Percent: 70%	Average Score:	33	54	Count: 1/30 Percent: 3%
----------------	-----	-----	------------------------------	----------------	----	-----	------------------------------	----------------	----	----	----------------------------

*Target numbers for this measure are generated from Jefferson Elementary.

**Students are split into programs based on the Fall scores in R-CBM. The individual student's school targets are used if available; Edformation templates are used when the school targets are unavailable.

 Indicates that student is marked for Strategic Monitoring

 Indicates that student has at least one Progress Monitor Schedule

 Indicates that student has at least one RTI Case